



Supply and Demand Analysis
Washington County, OK

January 1, 2007 – December 31, 2007

Supply and Demand Analysis Bartlesville, Washington County

In selecting the area for this analysis, the frequency of referral calls from each county was considered. During the 2007 calendar year, Delaware Child Development Resource and Referral provided referrals for a total of 9 Nowata county families (5 of whom needed care in Bartlesville), 10 Osage county families (3 of whom needed care in Bartlesville), and 97 Washington County families (all of whom needed care in Bartlesville). Included in this number are 24 clients who did self referrals through the Delaware Child Development website, so some information was incomplete. The 97 clients in Washington County received a total of 1,545 referrals.

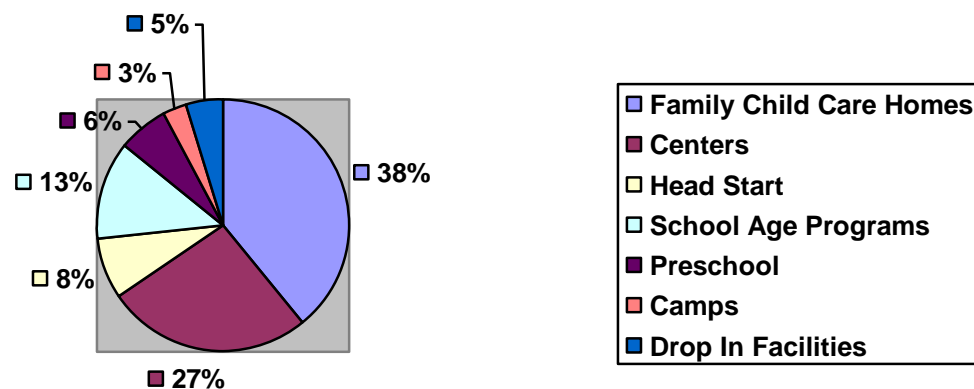
Due to these findings, Washington County, and more specifically Bartlesville, was selected for this analysis. Analysis for this report is from data collected from the NACCRAware database from January 2007 through December 2007.

Characteristics of Washington County

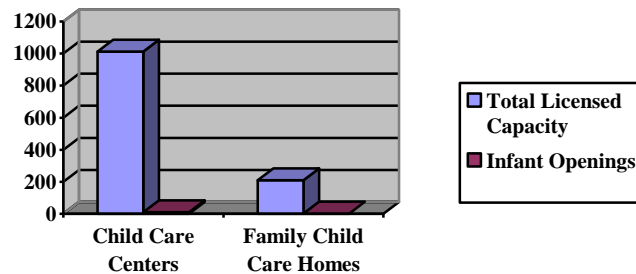
Based on the most recent Census Bureau data, Washington County has an estimated population of 48,996, including 2,918 children under the age of five. Washington County is located in Northeastern Oklahoma and consists of 424 square miles. The racial makeup of the county was 81.17% White, 2.49% African American, 8.60% Native American, 0.74% Asian, 0.01% Pacific Islander, 0.91% from other races, and 6.07% from two or more races, 2.64% of the population was Hispanic or Latino of any race. There were 20,179 households reported in the 2000 census, out of which 30.50% had children under the age of 18 living with them.

Availability of Care

According to the 2000 U.S. Census Bureau, there are 2,918 children under the age of five in Washington County and 3,343 children age five to nine, for a total of 6,261 children under the age of nine. There are 64 licensed or exempt Child Care facilities in Washington County, with a licensed capacity of 2,669. Only 1,222 of these slots are full time, resulting in 2.38 children under the age of five for every full time child care slot available. These include 25 Child Care Homes, with 18 being Family Child Care Homes and 7 being Large Family Child Care Homes. There are 15 Child Care Centers that offer full time care and 2 part day Mothers Day Out programs. Other (exempt) programs include 5 Head Start programs, 8 school age programs, 4 preschool programs, 2 camps, and 3 drop-in programs.



The small number of full time programs further limits the choice for working parents. Current vacancy reports indicate that full time infant openings are very difficult to find. Of the 25 child care homes in Bartlesville, only 1 home reported having an infant opening out of a total licensed capacity of 210. Of the 15 full time child care centers, only 3 had infant availability with 10 slots out of a total licensed capacity of 1,012 full time slots. (The availability of these slots may have resulted from dissatisfaction among clients, based on client reports and the large waiting lists for infant care at other area child care centers. Notably, the difficulty in finding infant care took a large hit in 2007 with the loss of 9 child care homes and 1 center, equaling a total loss of 90 child care slots. The reason for this mass closure is not known, but occurred in the wake of revisions to DHS regulations in order to improve safety and quality standards.



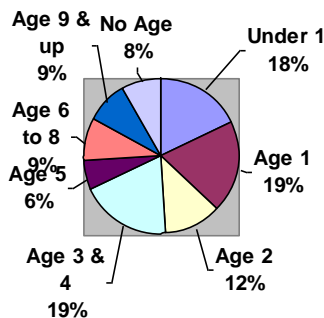
Demographics of Clients

Nearly half of all clients were under the age of 30, with the largest number of clients being between the age of 20-29. Two clients were under the age of 20, 44 were age 20-29, 24 were age 30-39, 3 were age 40-49, 3 were age 50 and up and 21 did not report their age. Two parent homes made up the majority of clients at 44, with 34 of the clients being single parents and 19 not reporting the number of adults in the household. The racial makeup of clients was predominately white, totaling 55 clients. Fifteen clients reported their race as American Indian or Alaska Native, 2 were African American, 1 was Asian, 1 reported their race as Other, and 23 preferred not to answer.

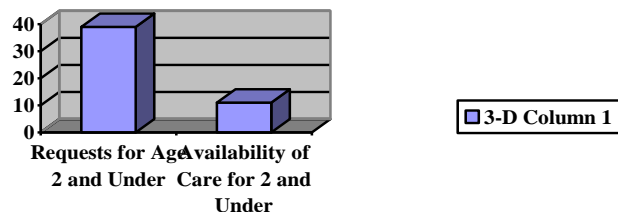
Age of Children:

During the 2007 calendar year, a total of 123 children received referrals for care, with nearly half of those being for children age two and under. No age was reported for 11 of the children, 24 were under one, 15 were one, 16 were two, 25 were three and four, 8 were five, 12 were six to eight, and 12 were nine and older.

Age Distribution of Children Needing Care



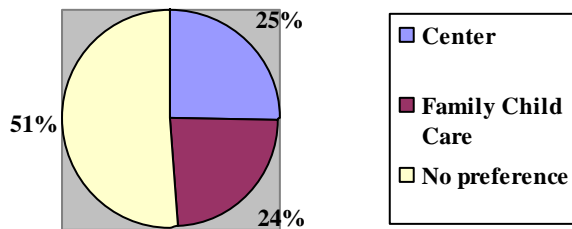
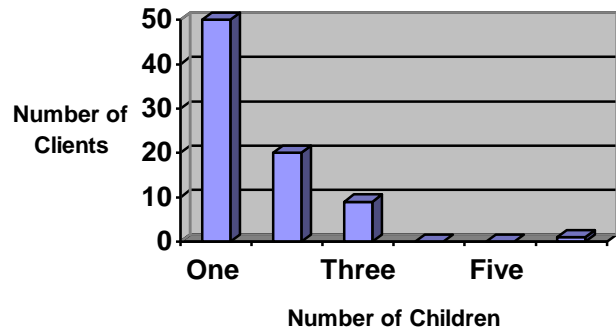
Supply VS. Demand for 2 & Under



Number of Children per Family:

Of the 97 clients requesting care, 50 needed care for only one child, 20 requested care for two children, 9 requested care for three children and only one client requested care for six children. This suggests that number of children is not a significant factor in finding care in Washington County.

Number of Children Per Family



Type of Care Requested:

Referrals were given for 123 children among the 97 clients. There does not appear to be a strong preference from families as to the type of care they place their children. Center based care was requested for 31 children, family child care homes was requested for 29 children, and referrals for any type of child care was requested for 63 children.

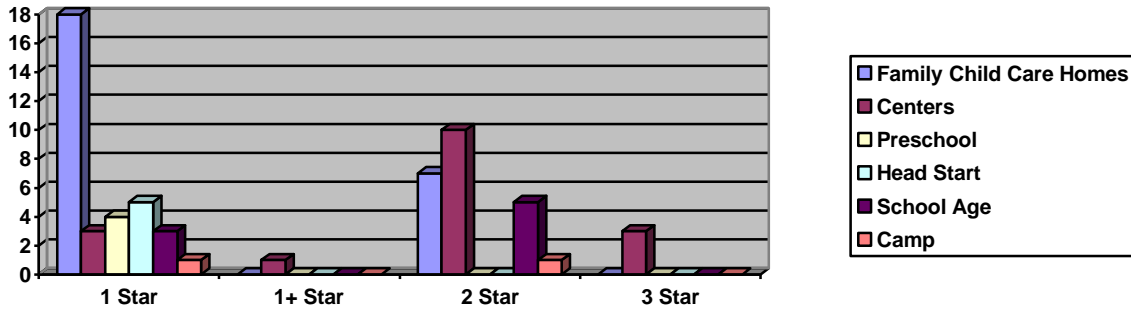
Subsidy:

Only 27 of the total clients reported that they were in need of child care facilities who accepted subsidy payments. A total of 36 clients were private pay, and 34 did not report if subsidy was a factor in their search for child care. A total of 14 of the 17 child care centers in Washington County accept subsidy payments, and 15 out of 18 large and small family child care homes. Due to the low number of financial assistance clients and most facilities accepting subsidies, it can be assumed that acceptance of subsidy payments is not the most common reason for families having difficulty finding care.

Quality:

Three child care centers and 18 family child care homes in Washington County have only the 1 STAR status, having completed minimal requirements for licensing. One center and no homes have met criteria for 1+ STAR status and 10 centers and 7 homes have met requirements for 2 STAR status. Only 3 centers have 3 STAR status, and no family child care homes. All 4 preschool programs and all 5 head start programs are 1 STAR, 3 school age programs are 1 STAR and 5 are 2 STAR, the 2 camp programs are 1 and 2 STAR, and all 3 drop in facilities are exempt and unrated. Delaware Child Development Center is only one of 3 centers that have a 3 STAR status and has reported a waiting list of 148 children. This suggests that families understand the importance of the STAR system and providers should be encouraged to raise their star level.

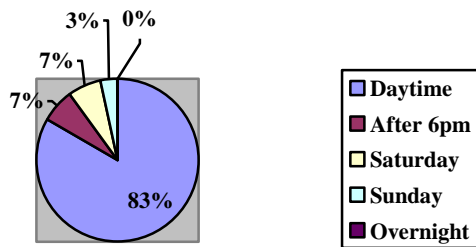
Distribution of STAR Levels



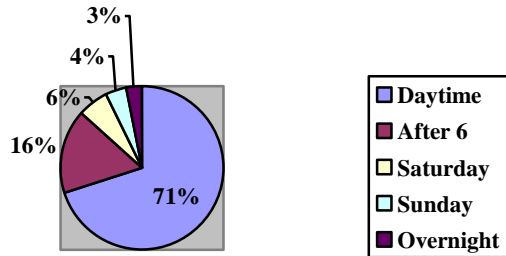
Shifts

Currently in Washington County, there are no centers that offer weekend care, and only 3 centers are open past 6:00 pm and none past 10:00pm. There is only 1 family child care home that is open on Sunday and 2 that are open on Saturday. Only 2 homes are open past 6:00 pm, with none past 11:30 pm. Washington County has multiple industries that offer shift work of varying hours, making it very difficult for families to find care. Of the 97 referrals given in 2007, 6 clients needed care on Saturday and 4 on Sunday. Sixteen clients needed care after 6:00 pm and 3 needed overnight care that is not available anywhere in the county. Based on information collected, the largest discrepancy between need and availability is care after 6:00 pm.

Shift Availability



Shift Requests



Summary

Data suggests that there is a great need in the Washington County area for more child care slots available to infants. The large volume of calls from clients needing care in this age group compared to the vacancies is tremendous. Resource and Referral received a total of 39 requests for care for children under the age of two, while also reporting an availability of care for the same age group as 11. This means there are more than 3 infants needing care for each slot available. There is also a great need for child care hours extending beyond 6:00 pm. Sixteen percent of all requests were for care after 6:00 pm. Data also suggests that families in Washington County are concerned about quality and therefore providers should be encouraged to increase their STAR rating. One 3 STAR center in Washington County reports a waiting list of 148 children, highly suggesting that quality is an important factor in families search for child care.

Action Plan

Based on information obtained in this report, Washington County Resource and Referral should focus on recruitment of new providers, retention of current providers, and promoting the STARS program for all providers. Resource and Referral intends on meeting with local DHS licensing staff to discuss these issues and the possibility of facilitating an informational meeting with potential providers in an effort to recruit. Resource and Referral also intends to further educate providers concerning quality care and will provide STARS booklets and information on how to contact their STARS outreach. The low number of subsidy client requests may suggest that families need to be educated about what financial assistance is available for child care. Resource and Referral will continue to educate families about child care subsidies and will encourage them to contact their local DHS or Native American voucher programs for more information.

Sources for Report:

The statistical data for child care supply and demand were obtained from NACCRRAware child care database. Information pertaining to demographics was obtained from the U.S. Census Bureau.